



WETRO

High voltage
Ceiling suspended



CHOOSE YOUR BASE

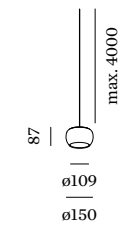
AH | Single base
ceiling base round | ø83

	CODE
	914110W0
	914110LO
	914110B0

- BH | Semi recessed single base**
 - CH | Invisible single base**
 - DH | Multi base round**
 - EH | Multi base linear**
 - FH | Multi chandelier**
 - GH | Track adapter**
 - IH | Wall base**
- more infos on page 528



LOXONE VERSIONS ONLINE
weverducre.com/wetro



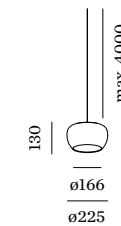
1.0

LED PCB 12W | phase-cut dim
220-240VAC | 50-60Hz
artisanal Italian hand blown glass
white cable on request

IP20 L80/50K

1800-2850K | CRI >90 | 520lm

	CODE
	236188TD9
	236188YD9
	236188GD9
	236188BD9



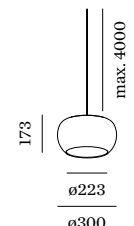
2.0

LED PCB 12W | phase-cut dim
220-240VAC | 50-60Hz
artisanal Italian hand blown glass
white cable on request

IP20 L80/50K

1800-2850K | CRI >90 | 480lm

	CODE
	236288TD9
	236288YD9
	236288GD9
	236288BD9



3.0

LED PCB 12W | phase-cut dim
220-240VAC | 50-60Hz
artisanal Italian hand blown glass
white cable on request

IP20 L80/50K

1800-2850K | CRI >90 | 495lm

	CODE
	236388TD9
	236388YD9
	236388GD9
	236388BD9