



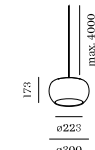
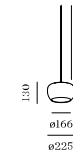
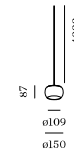
PRIVATE RESIDENCE | STUDIO BENOIT BELGIUM

WETRO

Ceiling suspended



As awarded by The Chicago Athenaeum Museum of Architecture and Design



CHOOSE YOUR BASE

A | Single base

ceiling base round | ø84

	CODE
	90052022
	90052021

B | Semi recessed single base

C | Invisible single base

D | Multiple base

E | Linear multiple base

F | Wall base

more infos on page 458

all fixtures with black cable
white cable on request

1.0

LED PCB 12W | phase-cut dim
220-240VAC | 50-60Hz
artisanal hand blown glass

IP20 SDCM3 L80I50K 0.56kg

1800-2850K | CRI >90 | 375lm

	CODE
	236188P9

1800-2850K | >90 CRI | 525lm

	CODE
	236188B9

2.0

LED PCB 12W | phase-cut dim
220-240VAC | 50-60Hz
artisanal hand blown glass

IP20 SDCM3 L80I50K 0.97kg

1800-2850K | CRI >90 | 385lm

	CODE
	236288P9

1800-2850K | >90 CRI | 510lm

	CODE
	236288B9

3.0

LED PCB 12W | phase-cut dim
220-240VAC | 50-60Hz
artisanal hand blown glass

IP20 SDCM3 L80I50K 1.69kg

1800-2850K | CRI >90 | 445lm

	CODE
	236388P9

1800-2850K | >90 CRI | 530lm

	CODE
	236388B9

3H DRAFT



WEVER & DUCRÉ 474 - 475



PRIVATE RESIDENCE | OXANA STOLLWERCK GERMANY



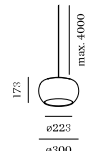
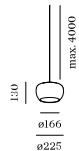
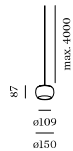
WEVER & DUCRÉ 476 – 477



PRIVATE RESIDENCE BELGIUM

WETRO

Ceiling suspended



CHOOSE YOUR BASE

A | Single base

ceiling base round | ø84



- B | Semi recessed single base**
- C | Invisible single base**
- D | Multiple base**
- E | Linear multiple base**
- F | Wall base**

more infos on page 458

all fixtures with black cable
white cable on request

1.0

LED PCB 12W | phase-cut dim
220-240VAC | 50-60Hz
artisanal Italian hand blown glass

IP20 SDCMS L80150K 0.56kg

1800-2850K | CRI >90 | 615lm



1800-2850K | CRI >90 | 520lm



2.0

LED PCB 12W | phase-cut dim
220-240VAC | 50-60Hz
artisanal Italian hand blown glass

IP20 SDCMS L80150K 0.97kg

1800-2850K | CRI >90 | 510lm



1800-2850K | CRI >90 | 480lm



3.0

LED PCB 12W | phase-cut dim
220-240VAC | 50-60Hz
artisanal Italian hand blown glass

IP20 SDCMS L80150K 1.68kg

1800-2850K | CRI >90 | 530lm



1800-2850K | CRI >90 | 500lm



3H DRAFT



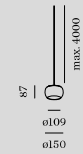

WEVER & DUCRÉ 478 – 479



PRIVATE RESIDENCE | ANA TERRA ITALY

WETRO

Ceiling suspended



CHOOSE YOUR BASE

A | Single base

ceiling base round | ø84



- B | Semi recessed single base**
- C | Invisible single base**
- D | Multiple base**
- E | Linear multiple base**
- F | Wall base**

more infos on page 458

all fixtures with black cable
white cable on request

1.0


LED PCB 12W | phase-cut dim
220-240VAC | 50-60Hz
artisanal Italian hand blown glass

IP20 SDCM3 L80/S0K 0.56kg

1800-2850K | CRI >90 | 500lm



1800-2850K | CRI >90 | 460lm




2.0

LED PCB 12W | phase-cut dim
220-240VAC | 50-60Hz
artisanal Italian hand blown glass

IP20 SDCM3 L80/S0K 0.97kg

1800-2850K | CRI >90 | 430lm



1800-2850K | CRI >90 | 420lm




3.0


LED PCB 12W | phase-cut dim
220-240VAC | 50-60Hz
artisanal Italian hand blown glass

IP20 SDCM3 L80/S0K 1.59kg

1800-2850K | CRI >90 | 470lm



1800-2850K | CRI >90 | 440lm



3H DRAFT



WEVER & DUCRÉ 480 – 481