

# SPAGO 60 ZOOM T

## SPECIFICATIONS

MOUNTING		CEILING
POWER	[W]	2
LAMP		built-in LED
LUMINOUS FLUX*	[lm]	230
LIGHT COLOUR	[K]	2700
CRI		>90
BEAM ANGLE	[°]	15-60
AVERAGE LIFETIME	[h]	L80/B50.000
LUMINOUS EFFICACY	[lm/W]	115

POWER SUPPLY	[V] [A]	220-240V AC 50/60 Hz
LED-DRIVER		INCLUDED
DIMMING		NO
THROUGH-WIRING		NO

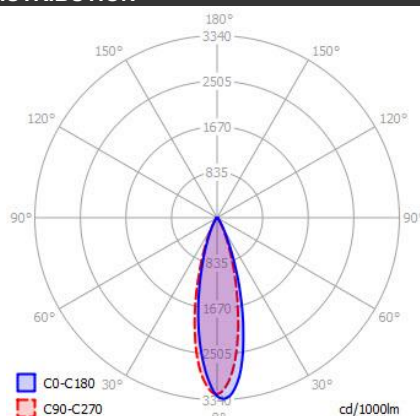
MATERIAL		ALUMINUM
INGRESS PROTECTION		IP20
PROTECTION CLASS		I
NET WEIGHT	[kg]	0,45
GROSS WEIGHT	[kg]	0,50
COLOUR (HOUSING)		WHITE ~RAL9003
COLOUR (HOUSING)		BLACK ~RAL9005
COLOUR (HOUSING)		GOLD ~RAL8000

\*Luminous flux values are nominal LED data at a operating temperature of 25° C



## LIGHT DISTRIBUTION


40°



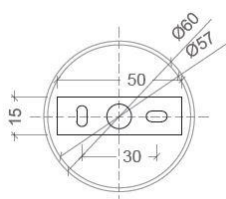
## OPTIONS / OPTIONAL ACCESSORIES

CEILING HOUSING FOR MULTIPLE PEDANTS LP5/ LP7/ LP8/STAR  
CABLE KIT 5 5000mm cable

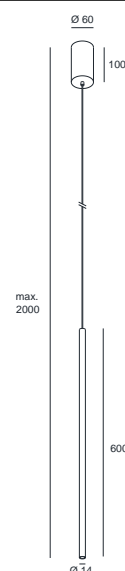
## Colours



## MOUNTING DIMENSIONS



## FIXTURE DIMENSIONS



DLS LIGHTING

www.dslighting.com

**\*DLS**  
LIGHTING