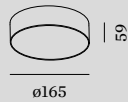


ROBY IP44

Ceiling surface



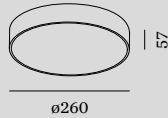
1.6

LED PCB 12W | phase-cut dim
220-240VAC | 50-60Hz
aluminium | opal PMMA cover

⊕ IP44 SDCM3 L80|60K 1.00kg

CODE	
	135188W_
	135188B_

LIGHT COLOUR	LUMEN CRI	CODE
2700K	1080 >90	3
3000K	1130 >90	5



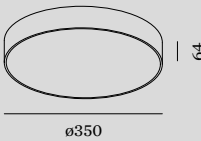
2.6

LED PCB 18W | phase-cut dim
220-240VAC | 50-60Hz
aluminium | opal PMMA cover

⊕ IP44 SDCM3 L80|60K 1.55kg

CODE	
	135288W_
	135288B_

LIGHT COLOUR	LUMEN CRI	CODE
2700K	1670 >90	3
3000K	1680 >90	5



3.5

LED PCB 32W | phase-cut dim
220-240VAC | 50-60Hz
aluminium | opal PMMA cover

⊕ IP44 SDCM3 L80|60K 2.45kg

CODE	
	135388W_
	135388B_

LIGHT COLOUR	LUMEN CRI	CODE
2700K	3090 >90	3
3000K	3010 >90	5