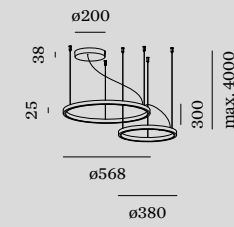




KUJO

Ceiling suspended

new



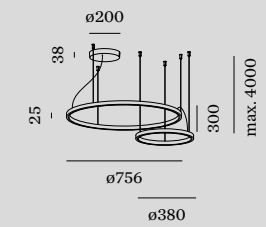
2.1

LED PCB 26W | phase-cut dim
220-240VAC | 50-60Hz | incl. driver
aluminium | silicone cover

IP20 SDCM3 L80|100K 1.18kg

2700K | CRI >90 | 2600lm

	CODE
	271482W3
	271482M3
	271482Q3
	271482B3



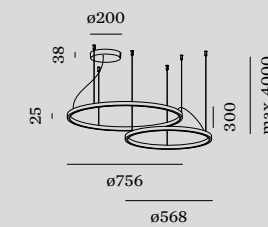
3.1

LED PCB 31W | phase-cut dim
220-240VAC | 50-60Hz | incl. driver
aluminium | silicone cover

IP20 SDCM3 L80|100K 1.21kg

2700K | CRI >90 | 3100lm

	CODE
	271582W3
	271582M3
	271582Q3
	271582B3



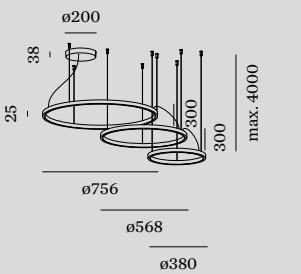
3.2

LED PCB 35W | phase-cut dim
220-240VAC | 50-60Hz | incl. driver
aluminium | silicone cover

IP20 SDCM3 L80|100K 1.58kg

2700K | CRI >90 | 3500lm

	CODE
	271682W3
	271682M3
	271682Q3
	271682B3



3.2.1

LED PCB 46W | phase-cut dim
220-240VAC | 50-60Hz | incl. driver
aluminium | silicone cover

IP20 SDCM3 L80|100K 1.84kg

2700K | CRI >90 | 4600lm

	CODE
	271782W3
	271782M3
	271782Q3
	271782B3

white fixtures with white cable/base/connector and silver steel wire | other fixtures with black cable/base/connector and black steel wire

Rev. 001/2024-05