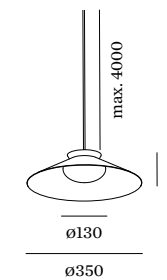




# CLEA

Ceiling suspended

new



1.0

LED COB 15W | phase-cut dim  
220-240VAC | 50-60Hz | incl. driver  
aluminium  
white opal glass hand blown

⊕ IP20 SDCM2 L80|50K 0.80kg

CODE  
90052022

## CHOOSE YOUR BASE

**A | Single base**

ceiling base round | ø84

CODE  
90052022

**B | Semi recessed single base**

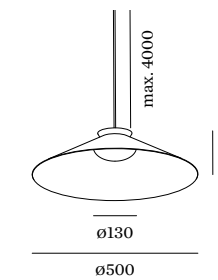
**C | Invisible single base**

**D | Multiple base**

more infos on page 458

all fixtures with white cable  
black cable on request

Rev. 001/2024-05



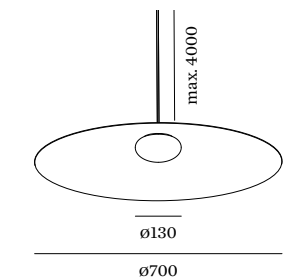
2.0

LED COB 15W | phase-cut dim  
220-240VAC | 50-60Hz | incl. driver  
aluminium  
white opal glass hand blown

⊕ IP20 SDCM2 L80|50K 1.34kg

CODE
281884W_
281884SG_
281884FJ_

LIGHT COLOUR	LUMEN	CRI	CODE
2700K	710	>90	3
3000K	760	>90	5



3.0

LED COB 15W | phase-cut dim  
220-240VAC | 50-60Hz | incl. driver  
aluminium  
white opal glass hand blown

⊕ IP20 SDCM2 L80|50K 2.14kg

CODE
281984W_
281984SG_
281984FJ_

LIGHT COLOUR	LUMEN	CRI	CODE
2700K	710	>90	3
3000K	760	>90	5