

# FLOS

 F4586045.A Matte Gold

## A-Round 240 Non Dimmable Matt Gold

Designed by Piero Lissoni, 2017



Integrated 220/240V power supply. Box for installation required, to be ordered separately. Adjustment on the vertical axis: max 15°. Rotation around the horizontal axis: max 359°.

Are you a professional and your project needs consulting and support?

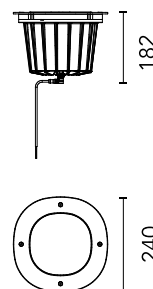
[BOOK AN APPOINTMENT](#)

### Main specifications

EAN	8054793600871
Mounting	In-ground
Environments	Outdoor wet location
Light source type	LED
Light sources included	Yes
LED type	Power LED
Number of lamps	1
System power (W)	21
Lumen Output (lm)	1742

### Physical

Colour	Matte Gold
Trim	No
Orientation	Adjustable
Rotation (°)	359
Transversal tilting (°)	15
Net weight (kg)	3.91
Package height (mm)	285
Package width (mm)	250
Package length (mm)	195
Package volume (m3)	0.01
IP internal	67
IP external	66



### Download

Mounting instructions	<a href="#">ZIP</a>
Mounting instructions	<a href="#">ZIP</a>

### Photometric Files

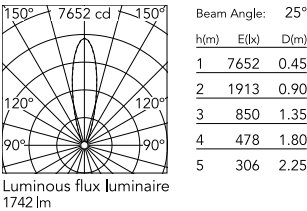
LDT / IES	<a href="#">ZIP</a>
-----------	---------------------

### Technical Drawings

2D	<a href="#">ZIP</a>
3D	<a href="#">ZIP</a>



Schematic light drawing



Photometric




Light distribution	Symmetric
CCT (K)	4000
CRI>	80
Beam angle C0-180 (°)	25
Beam angle C90-270 (°)	25
Extreme cut off	No

Electrical




Insulation class	II
Frequency (Hz)	50/60
Main voltage (Vac)	220-240
Power supply	Remote included
Dimmable	No
Power supply type	Non Dimmable
Dimming interface	Not Dimmable
Emergency	No

Ecodesign and Energy Labelling

This product contains a light source of energy efficiency class E



Replaceable (LED only) light source by a professional



Replaceable control gear by an end-user

Notes

We recommend using a connection system with a degree of protection greater than or equal to the degree of protection of the luminaire.

During the installation and the maintenance of the fixtures it is important to be careful and avoid damages on the paint coating.

Damages on the coating exposed to outdoor conditions or water, could cause corrosion.

Chemical substances affect the anticorrosion covering protection.

For LED fixtures, there is evidence that most of the damages are connected to electrical effects related to the insulations, which cause destructive electrical discharges

These effects are frequently caused by:

- over voltage coming from the mains' network where fixture is connected.
- electrostatic discharge (ESD) coming from the environment.

The use of a protective device against the overvoltage on the electrical installation is warmly suggest this helps to reduce the intensity of some of these phenomenon and prevent irreversible damages. The selection of the type of device to be used must be adjust on the electrical plant.

Accessories & Power Supply



REQUIRED  
Accessory

F4598000

Box for installation



OPTIONAL  
Accessory

F990C010000

3/4 way terminal block 4 poles  
IP68 H2O stop. (ø5,5÷12mm  
cable)



OPTIONAL  
Accessory

F4556000

Honeycomb 4 units Kit



OPTIONAL  
Accessory

F4559000


Flood lens 4 units Kit



OPTIONAL  
Accessory

F990C00A000

2 way terminal block 4 poles IP68  
H2O stop. (ø5,5÷12mm cable)



OPTIONAL  
Accessory

F990E00A000

S.P.D. (SURGE PROTECTION  
DEVICE)