



modello:
model:

**ZEPPELIN MINI
PLUS QUADRO**

codice:
code:

6733

design:

UT EgoLuce

anno - year:

2022

tipologia:
typology:

faretto da incasso calpestabile
trampleable recessed spotlight

materiali:
materials:

acciaio INOX AISI 316L
stainless steel AISI 316L

luce:
light:

diretta
direct

sorgente luminosa:
light source:

LED code optic beams

/W	/11	/25	/45	LED 1W 350mA 158lm 4000K
/WW	/11	/25	/45	LED 1W 350mA 150lm 3000K
/XW	/11	/25	/45	LED 1W 350mA 143lm 2700K

life:

> 50.000 h

step MacAdam:

3

Indice di Resa Cromatica:
Color Rendering Index:

>80

grado IP - IP grade:

67

peso netto - net weight:

0,06 Kg

finiture:
finishes:

.33 acciaio satinato
.33 matt steel

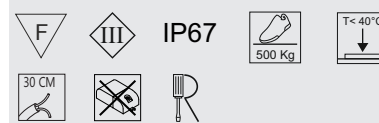
optional:

0215 controcassa in materiale plastico
plastic box

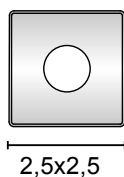
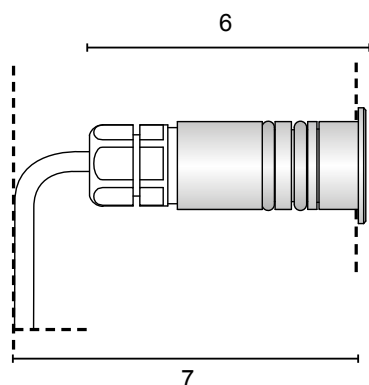
marcatura:
marking:

CE

simboli costruttivi:
symbols:



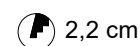
Dimensioni - Dimensions



2 cm

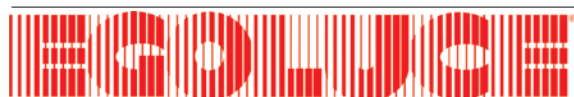


Molla per cartongesso inclusa
Spring for plasterboard included



2,2 cm

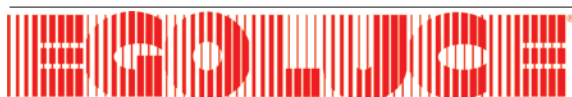
SOLO COLLEGAMENTO IN SERIE - ONLY SERIAL CONNECTION



EGOLUCE s.r.l., via I.Newton 12 - 20016 Pero - Milano
telefono +39 02 339586.1 - fax. +39 02 3535112
e-mail: info@egoluce.com - http://www.egoluce.com

**0215**

Controcassa in materiale plastico
Plastic Box



EGOLUCE s.r.l., via I. Newton 12 - 20016 Pero - Milano
telefono +39 02 339586.1 - fax. +39 02 3535112
e-mail: info@egoluce.com - <http://www.egoluce.com>

La presente scheda tecnica è di proprietà di EGOLUCE srl. Tutti i diritti sono riservati. Le fotografie, le descrizioni degli apparecchi, i disegni quotati ed i valori fotometrici menzionati sono a titolo indicativo e non costituiscono alcun impegno per la nostra società che si riserva di apportare, in qualsiasi momento e senza preavviso, tutte le modifiche che riterrà opportune.

LED DRIVERS in corrente continua LED DRIVERS constant current

0125

LED driver
IN: 100 - 240V
OUT: 350 mA
1-6 Power LED

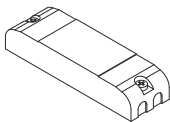



6 x 3,5 x 2 cm  4 cm

SELV 

0128

LED driver
IN: 100 - 240V
OUT: 350 mA
1-10 Power LED

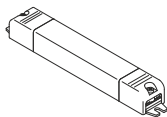



11,6 x 3,4 x 2 cm  4 cm

SELV CLASS 2  

0136/15

LED driver
IN: 100 - 240V
OUT: 350 mA
1-10 Power LED

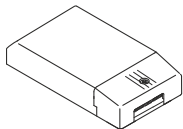


15,8 x 2,2 x 2 cm  3,2 cm

SELV  

0169/50

Multipower LED driver
IN: 220 - 240V
OUT: 350mA
min. 4 - max 22 Power LED

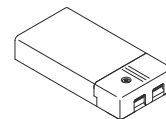



13 x 7,5 x 3 cm  8,5 cm

SELV 

0141/DALI

LED driver
IN: 110 - 240V
OUT: 350 mA
1-12 Power LED

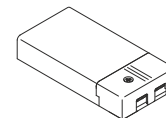


11,1 x 5,2 x 2,5 cm  5,5 cm


  

0141/DIM

LED driver
IN: 110 - 240V
OUT: 350 mA
1-12 Power LED



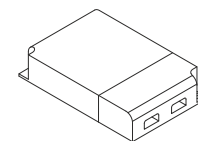
Versione PUSH non sincronizzabile - PUSH version not synchronizable

11,1 x 5,2 x 2,5 cm  5,5 cm

0145 Dimmer LED Maxi

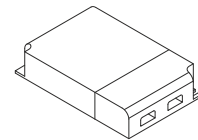
Multipower dimmable driver
IN: 110 - 240V
OUT: 350 mA
1- 21 Power LED



12,3 x 8 x 2,2 cm  8,4 cm SELV    

0145/DALI Dimmer LED Maxi

Multipower dimmable driver
IN: 110 - 240V
OUT: 350 mA
1- 21 Power LED



12,3 x 8 x 2,2 cm  8,4 cm SELV     

0133

Cavo di sincronizzazione per dimmer LED
Synchronization cable for LED dimmer
(art. 0129 - art. 0129/DALI - art. 0145 - art. 0145/DALI)

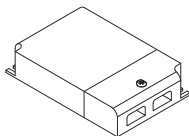


L 150 cm

DRIVERS DIMMERABILI in corrente continua DIMMABLE LED DRIVERS constant current

0129 Dimmer LED

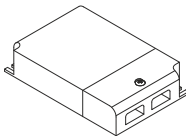
Multipower dimmable driver
IN: 110 - 240V
OUT: 350 mA
4-15 Power LED






10,5 x 7 x 2,2 cm  7,2 cm SELV    

0129/DALI Dimmer LED

Multipower dimmable driver
IN: 110 - 240V
OUT: 350 mA
2-12 Power LED

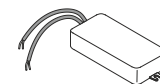


10,5 x 7 x 2,2 cm  7,2 cm SELV   

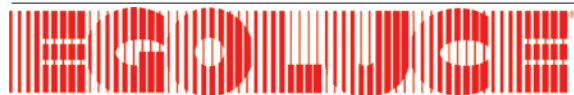
IP LED DRIVERS in corrente continua IP LED DRIVERS constant current

0031/IP

LED driver
IN: 220 - 240V
OUT: 350 mA
1-12 Power LED 1W



3,9 x 8 x 2 cm  4,2 cm IP67 SELV



EGOLUCE s.r.l. via I.Newton 12 - 20016 Pero - Milano
telefono +39 02 339586.1 - fax. +39 02 3535112
e-mail: info@egoluce.com - http://www.egoluce.com