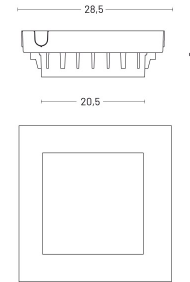


## Fog\_s 200 | 21 W | diffuse | Wall recessed

Also available for wall/ceiling and ceiling recessed

### Technical Specifications

Source lamp	LED 21 W
Total wattage	26.5
Voltage	220-240 Vac - 50/60 Hz
Control	On/Off (other controls on request)
Luminous flux (*Source flux)	942 lm (2920 lm*) @ 3000 K
Luminous efficacy	36 lm/W @ 3000 K
Light Temperature	3000 K
McADAM steps	3
Beam	diffuse
CRI	>90
Life time	L80-B15 > 60.000 h Ta 40°C
IP rating	67
IK rating	10
Insulation class	I
Note	Control on request: DALI - 1/10V - DMX - TRIAC Light control on request: 2200K - 4000K - RGBW



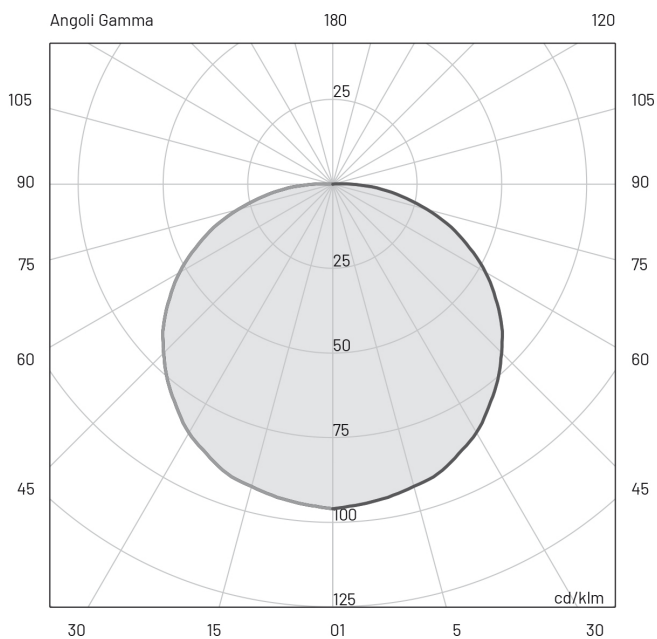
### Materials

Body	Die-cast aluminium EN47100
Diffuser	Opal glass
Finishing	White - Polyester powder paint

E (lux)

H(m)	lux @ 3000 K	Ø(m)
1.00	280	3.90
2.00	70	7.78
3.00	31	11.68
4.00	17	15.57
5.00	11	19.46


## Photometry



## Included accessories

-	0.5 m length cable -05RN-F
-	Housing box

## Available accessories

0404M025	Four way connection box	
0303004	Glass lifting suction pad	
00KCG0.04	Recessed box adjusting kit	
0404M011	Single connection IP68	